



Free pest control. Healthy bird communities remove up to 70% of leaf-eating insects in Australian gardens. With more than 80,000 species of insects in Australia, our insect eating birds provide free, safe, and effective pest control services.

Save water. Native plants are low maintenance. They require less water less often, little if any fertilizers, and most thrive on neglect. Sweepings from paths and leaf litter can be recycled onto a native garden to provide mulch.

Bring back birds and other wildlife. Native plants provide food, nesting sites, and shelter from sun, rain and wind. By planting natives close together, hedges or screens can be created in your garden. These will encourage birds to visit and also provide privacy and shelter for humans.

Why plant natives?

Habitat gardens have more local native plants than gardens with introduced and ornamental plants, or native plants from other parts of Australia. By planting a mix of local native trees, shrubs and grasses, you recreate wildlife habitat - the homes and feeding areas that were removed by town development - and invite a variety of wonderful creatures back into your yard.

What is a habitat garden?

BIRDS

in our Backyards



Eastern Spinebill

Creating habitat gardens in Glen Innes

Design tips for your habitat garden

Websites of Interest People to contact

GLENRAC
www.glenrac.org.au

BRG CMA
http://brg.cma.nsw.gov.au/

Warren Sheather – botanist at Armidale
www.yallaroo.com.au

Australian Plants Society
http://asgap.org.au

Use of native grasses
http://asgap.org.au/APOL23/sep01-4.html

Armidale Tree Group Nursery
Phone 6771 1620

Produced March 2009 by Glen Innes Natural Resources Advisory Committee (GLENRAC) through the Community Action Grants Border Rivers-Gwydir Catchment Management Authority . Text and design by Dr Mahri Koch.

Drawings by Kathleen Davies. Design by Grassroots Interactive.

This project is supported by



Glen Innes Natural Resources Advisory Committee

Tel: 02 6732 3443
Fax: 02 6732 6628
PO BOX 660
Glen Innes
NSW 2370
Email: glenrac@glenrac.org.au



Acknowledgements

Peter Croft, Senior Ranger, and Peter King, Community Relations Officer, NSW National Parks and Wildlife Service, Glen Innes. Peter Metcalfe, Armidale Tree Nursery, Armidale

Go for variety. Consider planting a variety of trees and shrubs. This will provide longer flowering seasons and more of the liquid nectar and powdery pollen that are vital food sources for honeyeaters and lorikeets. A mix of leaf types and colours will cater for the habitat and nest site needs of bird species and will add to the beauty of your garden.

Mimic nature. Establish many layers in your garden with an assortment of trees, shrubs, and bushes that grow to different heights. Lower ground cover plants and native grasses will provide havens for small birds and insects.

Year-round flowering. It helps birds if you can have flowers through winter - a lean time for bird foods. A liquid or seed supplying bird-feeder may help but it's best not to make the birds depend on feeders.

Downsize trees. Planting large Eucalypt trees in some backyards isn't a good idea. As the trees mature, branches can interfere with electricity lines and root systems may damage water pipes. Eucalypt trees also drop branches and the trees may fall during storms. Smaller plant species will still provide a diversity of height, flower and foliage types.

Work with the seasons. Create your garden in spring so that plants can establish themselves before winter frosts arrive. Mulching the ground around each plant will help to retain moisture through summer and warmth in the soil during winter. It will also reduce grass and weed growth.

Control domestic animals. While our pets are precious to us, their impact on native flora and fauna can mean that birds coming to your garden are chased away or killed. Keep cats inside, particularly after dark, and restrain dogs.

Scientific name	Common Name	Height
<i>Eucalyptus cinerea</i>		15 m
<i>Eucalyptus leucocylon</i>	Blue gum or Yellow gum	15 m
<i>Eucalyptus scoparia</i>	Wallangarra White gum	12 m
<i>Eucalyptus pulverulenta</i>	Silver-leaved Mountain gum	10 m
<i>Eucalyptus codonocarpa</i>	New England Mallee	6 m
<i>Acacia fimbriata</i>	Fringed Wattle	3-6 m
<i>Acacia cultriformis</i>	Kite leaf Wattle	2-4 m
<i>Acacia longifolia</i>	Sydney Golden Wattle	1-8 m
<i>Bursaria spinosa</i>	Christmas Bush	3-4 m
<i>Callistemon pallidus</i>	Pink Champagne	3m
<i>Callistemon</i>	Endeavour	2.5m
<i>Prostanthera rotundifolia</i>	Round Leaf Mint Bush	2 m shrub
<i>Banksia spinulosa</i>	Hairpin Banksia	1.5m shrub
<i>Olearia phlogopappa</i>	White Daisy Shrub	1.5m shrub
<i>Eriostemon myoporoides</i>	Wax Flower or Native Daphne	1.5m shrub
<i>Grevillea sericea</i>	Silky Grevillea	1-2m shrub
<i>Grevillea juniperina</i>	Juniper-leaf Grevillea	1-2.5m shrub
<i>Grevillea rosmarinifolia</i>	Rosemary Grevillea	0.3-2m shrub
<i>Grevillea lanigera</i>	Woolly Grevillea	Prostrate
<i>Westringia</i>		1.5m shrub
<i>Dianella revoluta</i>	Native Flax Lily	1m
<i>Melaleuca thymifolia</i>	Paperbark with purple flowers	80cm shrub
<i>Correa reflexa</i>	Prostrate to small trees	80cm - 1m
<i>Crocea exalata</i>	Prostrate form	70cm
<i>Acacia baileyana</i>	Prostrate form	0.5m
<i>Lomandra longifolia</i>	Mat rushes	0.5m
<i>Poa australis</i>	Native grass	0.5m
<i>Poa seibenanana</i>	Native grass	0.5m
<i>Brachyscome multifida</i>	Prostrate to 40cm wide	10cm
<i>Grevillea lanigera</i>	Prostrate to 1m wide	

These plants are known to succeed in the Glen Innes town environment and can be purchased through local nurseries.

Native plant species for Glen Innes backyards

Specialist nurseries and seed suppliers

Aside from local nurseries, the Australian Plants Society provides a current list of native plant nurseries throughout Australia. If you are keen to try your hand at growing from seed, the Society's website also has a number of companies listed that supply seeds for many species. Check it out at (<http://asgap.org.au/seedsupp.html>).

Identifying birds


Has a strange and unfamiliar bird just stopped by in your new habitat garden? Are you keen to find out all about it? Go to the Birds Australia website for its easy-to-use bird finder (<http://birdsbackyards.net/finder/>).

Create habitat corridors


Talk with your neighbours while planning your garden. They might want to change their own backyard garden. Create a corridor of habitat gardens by linking yours with adjoining yards. This extends the size and biodiversity of the local environment and attracts more birds and other native animals.

The right mulch

Mimic what you find on the ground in a patch of local bush. Often this will be leaves, bark and sticks from native trees, and rocks. Avoid using pine bark or pine chips as these can leach acid into the soil and kill native plants. Don't take mulch from local bushland.



How your garden plants can work for birds




Eucalypt trees of the 'top floor' provide food, shelter, refuge, and nesting sites for birds like currawongs, frogmouths, black cockatoos and lorikeets. Insects make homes in and under the bark and leaves of these trees too.

The wattles, tea-trees, and Banksias of the 'middle floor' provide flowers with pollen and nectar for food, and leafy cover where small birds can hide and nest.



Flowers of shrubs like Callistemon, Westringia, and Grevillea supply nectar and pollen for honeyeater birds. Leafy shrubs also offer protection to small birds like silvereyes, spinebills, finches and wrens.



Shallow, fresh water in a shady place, high and safe from cats will allow birds to drink and bathe.



Spectacular large birds like Black cockatoos will enjoy the taller trees in your garden.

The 'ground floor' has grasses and Lomandras that produce seeds for parrots, finches, and doves. These plants also provide leafy shelter with spiders and insects: food for birds such as Willy Wagtails, butcherbirds, and magpies.